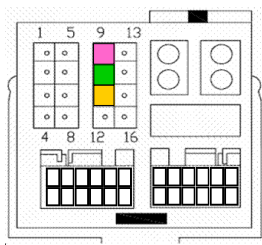


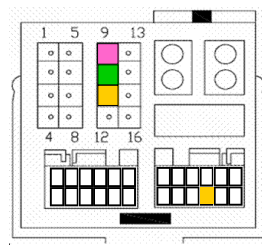
1	GIALLO = MUTE OUT Connettere alla radio
2	ARANCIO = SOTTOCHIAVE + 15 connettere al vivavoce (USCITA)
3	ROSA = CAN BUS "H"
4	VIOLA = K-BUS NON CONNETTERE
5	VERDE = CAN BUS "L"
6	ROSSO = POSITIVO FISSO (Batteria)
7	GIALLO/NERO = MUTE IN Connettere al MUTE vivavoce
8	BLUEBOX PARROT
9	DISPLAY
10	MUTE BOX PARROT
11	USCITA ALTOPARLANTI
12	CONNETTERE AL VIVAVOCE
13	CONNETTERE AL VIVAVOCE

PUNTI CONNESSIONE MUTE E CAN BUS

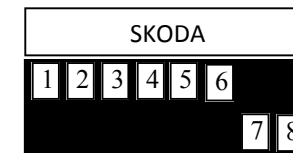
SETTAGGIO DEGLI SWITCHES



SKODA 2004-2008



SKODA 2009>



■ CAN BUS L ■ CAN BUS H ■ MUTE